



DARSTAED VINTAGE TRAINS BRINGING MODEL RAILWAYS ALIVE!

e-NEWSLETTER No.11 August 2012

Hello fellow Darstaed model train enthusiasts and welcome to the August 2012 edition of the company e-newsletter. Where does one begin again?!

Personally I think most of you will want to how Andries is. For anyone unaware, a few days ago he had his second 'Birmingham' hip replacement. For this reason communications have been a bit sparse over the past month, but do not think for a moment that production has been put on hold, far from it as you will see. He tells me he is on the mend so hopefully this will raise a smile.





THE 16 ton MINERAL WAGONS.

A pictorial feast!

As promised, here comes a visual update on the production progress of the 16 Ton mineral wagons.

Looking at the wagons as they take shape, it's hard to imagine brand new real wagons ever looked so smart at one time. How hard these wagons were worked was demonstrated in every crease, dent and buckle in the body sides; testament to the thousands of tons each one will have carried in its lifetime.

Plans are already in hand to have British Made artificial coal and other loads produced.



NB: These two images are computer aided designs (CAD) and not of actual models.

However; here are the real things!




These are the first off the production line being painted.



They just need boxing and could soon be moving coal and other minerals on your own layout.





I'm not sure there is very much that needs to be said about these excellent wagons which will surely be rumbling around layouts in the very near future. Will they be available singly? Distributor Colin Totten confirms that he will be breaking sets to sell singly if necessary – check with the other distributors to verify their own plans.

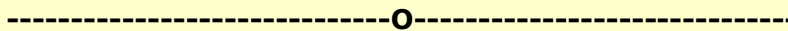




Photo courtesy of Bruce Coleman.

16T Mineral Wagons

- Set's of 6, each one with a different number
- Detailed diecast body and chassis
- Available in brown or grey
- 2 sets of each colour (12 different numbers each colour)
- Sprung buffers
- Wheels free running on the axles
- Suitable for 3-R and 2-R operation
- Available at Sandown (possibly earlier), from our distributors
- Price **£150 per set (+ P&P)**



Basking in summer sunshine at last!


PHOTOS COURTESY OF BRUCE COLEMAN



0-6-0 'Jinty' Tank Engine




0-6-0 Pannier Tank Engine



The Horton/Darstaed Series Advan update.

When I first heard about the possibility of a series of advertising vans being produced by Rob Horton I was particularly excited by the prospect. I knew of the attention to detail in the transfers Rob and his father Les have produced between them, so I felt confident this range of vans would be very good indeed.

Sometime later I got even more enthused when I was sent a sample set of printed van sides; the detail and 3D effect being produced on a perfectly flat surface was quite amazing. So inspired was I something had to happen and so it did:



View the clip here:

<http://www.youtube.com/watch?v=dtFt8yfY28s>

Of course this didn't do the products true justice, but what can you expect in less than 60 seconds for free! Nevertheless here are some of the photos used in the clip.



So they look good as photos, but would they ever become a reality? Today we can announce they are coming into being before your very eyes – take a look at this which shows Rob and his partner Sarah clearly enjoying the actual production of these very vans:

http://www.youtube.com/watch?v=p9sU-t4yLcl&list=UU0EuoXtQuc_T8ZJ-kwHJgfA&index=1&feature=plcp


Rob has also snapped away with his camera so here are a few tasters of what is coming.



Horton Darstaed Advans First series: **Heinz, Ovaltine, Golden Shred, Ever Ready, Cydrax, Weetabix** NB: *Exclusively available from Raylo (Colin Toten): Coleman's Mustard, Coleman's Starch, Paletthorps*

- Made in Australia by Rob Horton of Wessex Transfers
- Chassis - traditional Vintage Trains
- Sprung buffers
- Free running wheels
- Suitable for 3-R and 2-R operation
- Available at Sandown or earlier from our distributors
- Introductory price **£39 each (+ P&P)**

I predict these will become some of the most collectable Advans in years and anyone wanting to procure a set should get their order in at the earliest opportunity.



The 6 Wheel coach update.



NB: CAD images of the soon to arrive 6 wheeled coaching stock.



6 Wheel coaches

First liveries available: **LMS, GWR, SR, CR, GCR, LBSCR, LNWR, LSWR, LT, MR, SECR, NZR** closely followed by: **LNER, MET, SDJR, SNCF, PLM.**

- Set of 4
- Installed interior lighting
- Installed detailed interior
- Liveries carefully researched, correct compartment spacing
- Suitable for 3-R and 2-R operation (2-R pick-ups to follow)
- Wheels free running on the axles
- Pick-up from spoons (3-R) or plunger (2-R) at brake end.
- Available Oct – Dec 2012 (possibly earlier), from our distributors
- Price **£245 (+ P&P)**

SPECIAL OFFER!!!

For each Jinty or Pannier purchased (**at any time**) one free full brake with the acquisition of a set of 4 6 Wheel Coaches. Valid only for the following liveries: **GWR, LMS, MR, CR, SDJR, Metropolitan, London Transport, SNCF**




Form an orderly queue chaps. These coaches will be along very shortly.



Calm down old boy. The poor fellow's just had a hip replacement; what can you expect? Try and contain your excitement with some more pictures I've found for you.




NB: Images of the pre production model.




Production stage updates.

For anyone reading this newsletter for the first time, perhaps a brief explanation might assist. In order to enable the enthusiast to follow the production stages of each project, we have devised a visual graphic which should hopefully make things much clearer. Each project is running along the track from left to right, starting at STAGE 1: CONCEPT & DESIGN and progressing to STAGE 7: AVAILABLE (to the customer). A fuller explanation of the SEVEN STAGES can be found below the following graphics.


4-6-0 B12 LOCOMOTIVE



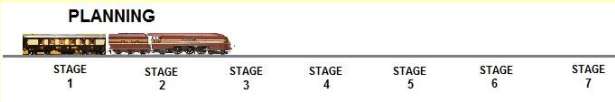
0-6-0 TERRIER TANK ENGINE




FRENCH 0-6-0 JINTY TANK ENGINES




LMS PRINCESS CORONATION STREAMLINED LOCOMOTIVE




LMS JUBILEE



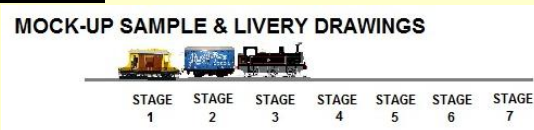
LMS BLACK 5



SINGLE WHEELERS



NCB JINTY TANK ENGINE



NCB PANNIER TANK ENGINE



A1 PEPPERCORN & TORNADO LOCOMOTIVES



A4 PACIFIC LOCOMOTIVES



MAIN-LINE CORRIDOR COACHES



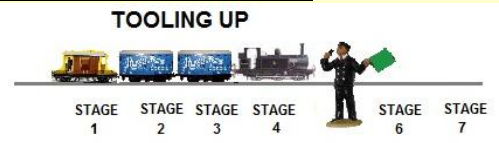
CASTLE CLASS LOCOMOTIVES



0-6-0 PANNIER TANK ENGINE 2 RAIL VERSION



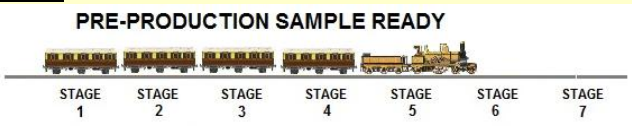
0-6-0 JINTY TANK ENGINE 2 RAIL VERSION



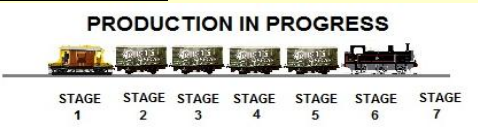
ADDITIONAL NON-CORRIDOR COACHES



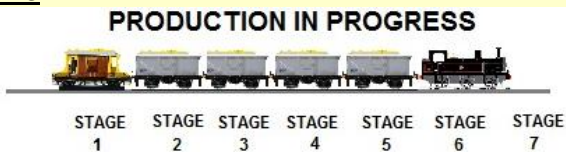
6 WHEELER COACHES



HORTON/DARSTAED ADVANS



MINERAL WAGONS



0-6-0 PANNIER TANK ENGINES



0-6-0 (BLACK) JINTY TANK ENGINES



0-6-0 (COLOURED) JINTY TANK ENGINES

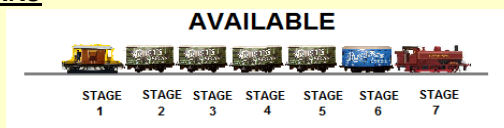
SEE ON YOUTUBE: <http://www.youtube.com/watch?v=DxzByPL0TO8>



2-6-2T ENGINES



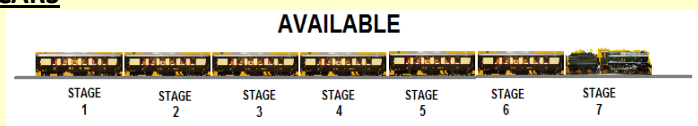
1ST SERIES ADVANS



J19 0-6-0 TENDER ENGINE



PULLMAN BAR CARS



CANOPY STATIONS



AVAILABLE, BUT NOW ONLY LAST FEW REMAINING

BRIGHTON BELLE



SORRY, SOLD OUT BUT WILL BE REPRODUCED TOGETHER WITH THE BR BLUE/GREY LIVERY AND THE 2-R VERSION * Two sets only available, contact Colin Toten on colin@bhvccc.co.uk Tel: 01582 873460

STAGE 1: CONCEPT & DESIGN. In this initial phase, the concept and viability is widely considered within the Darstaed Team looking at all aspect of how the model might be produced. Which versions and liveries might be made available, whilst inviting customers to indicate their thoughts on the proposal.

STAGE 2: PLANNING. The production of drawings and costings in respect of tooling and parts required.

STAGE 3: MOCK-UP SAMPLE & APPROVED LIVERY DRAWINGS.

IF AT THIS STAGE THERE IS INSUFFICIENT INTEREST WE WILL CONSIDER POSTPONING OR SHELIVING THE PROJECT. HOWEVER; IF THE PROJECT IS DEEMED TO HAVE SUFFICIENT SUPPORT AND VIABILITY, IT WILL BE GREEN FLAGGED THUS:



AT THIS POINT IN TIME, YOU THE CUSTOMER MAY FIND THE MODEL UNDER CONSTRUCTION WILL BECOME AVAILABLE AT A SPECIAL PRE-PRODUCTION PRICE.


STAGE 4: TOOLING UP.

STAGE 5: PRE-PRODUCTION SAMPLE READY AND BEING TESTED. If all goes well distributors should shortly thereafter have a pre production model to show prospective customers.

STAGE 6: PRODUCTION IN PROGRESS.

STAGE 7: AVAILABLE - RELEASE OF FINISHED MODEL & DELIVERY DATE CONFIRMED.





MEET THE DARSTAED/VINTAGE TEAM.

This month its Darstaed's distributor Colin Toten's opportunity to introduce himself. Colin is a man after my own heart with a love of both vintage cars and model tin plate trains, and the coincidence does not stop there because his beautiful Austin is in exactly the same maroon and black coachwork as my wife's Morris 8!



“Being asked to do a profile in order to introduce myself to prospective customers and also existing customers who over the years have in many cases become friends appeared to be an easy request, but when it comes down to recording events I became aware that what interests and motivates me may bore the reader to tears so I hope you will not need a stiff drink before you finish reading my story.”

I have two main interests both of which consume many hours of my time, in no special order they are my 1928 Austin 16/6 Burnham Saloon and railways both full size and models.

I am the Chairman of the Beds & Herts Vintage & Classic Car Club (www.BHVCCC.com) and the organiser of the Kensworth Vintage & Classic car Rally for the last 17 years, that explains my e-mail address of colin@BHVCCC.co.uk.

As a boy some of my best memories are of weekends when my Dad used to take me train spotting mostly to GWR locations. One Christmas I was told I had a combined present from my Mum and Dad, Grandparents and other family members, I was delighted to find a large box full of Trix Twin model railway items, it appeared that somebody locally was selling his layout and my Mum saw the advert in the local shop and the deal was done, many hours of pleasure followed and the seed was sown for the future.

We now leap ahead a good few years, an apprenticeship, my first car a 1937 Morris 8 saloon, marriage, house (with mortgage) and 2 lovely daughters followed, then a tenancy with Esso Petroleum Co. for a garage with forecourt and repair workshops during which time the annual M.O.Test came into force, followed a few years later by another Garage. 18 years later I sold both the garages after someone made me an offer I could not refuse, and bought a new house (no mortgage) where I have lived for the last 38 years and continued restoring vintage cars; my own this time not customers, and I also built another model railway, this time fully scenic with Peco 00 gauge trackwork.

I sold the 00 gauge layout and bought my Austin 16/6 but the railway interest still remained and before long an 0 gauge layout started to take shape and I began to buy and sell model railway items mainly Hornby and Bassett-Lowke, this led on to new RTR models and a chance meeting with the Darstaed CEO Andries Grabowsky at Sandown Park nearly 4 years ago resulted in my becoming the main UK distributor for their models, from just the J19 0-6-0 tender locomotive then to the extensive range now offered shows the growing interest in this branch of our hobby and the excellent quality and reliability of current RTR items. With so many exciting models in the various stages of planning and manufacture and to be released over the next 12 months I see exciting times ahead.


My web site www.raylo.co.uk is updated by my daughter nearly every week and I do my best to answer all queries and enquiries large or small within 3 working days, feel free to e-mail or telephone even if you only want, spares, help or advise/suggestions regarding your layout or a particular item you may be looking for, as the stock is too large to put it all on the web site.

Sadly some 17 years ago my wife was diagnosed with cancer and 2 years later she passed away, it still hurts."

Colin holds extensive quantities of Darstaed rolling stock and spares and as far as I know has the last couple of these Brighton Belle sets still available.



Please note that amongst the Horton/Darstaed Series of Advans will be these three which are exclusive to Colin and cannot be purchased anywhere else. If you would like any of the designs be sure to get your order in with him at the earliest opportunity.



THE DARSTAED AUTHORISED DEALERSHIP SCHEME.

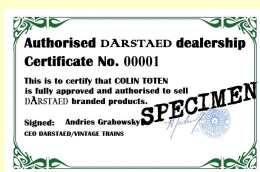
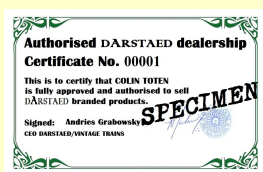
At Darstaed a fresh look has been taken at the good work done by the distributors and their agents. The role is not without its challenges in particular the tricky balancing act of stock levels meeting demand. There is nothing worse than a customer seeing something advertised as available only to find his choice of trader is unable to meet the order. Alternatively a repair might possibly become necessary, and can the person from whom the purchase was made actually effect that repair?

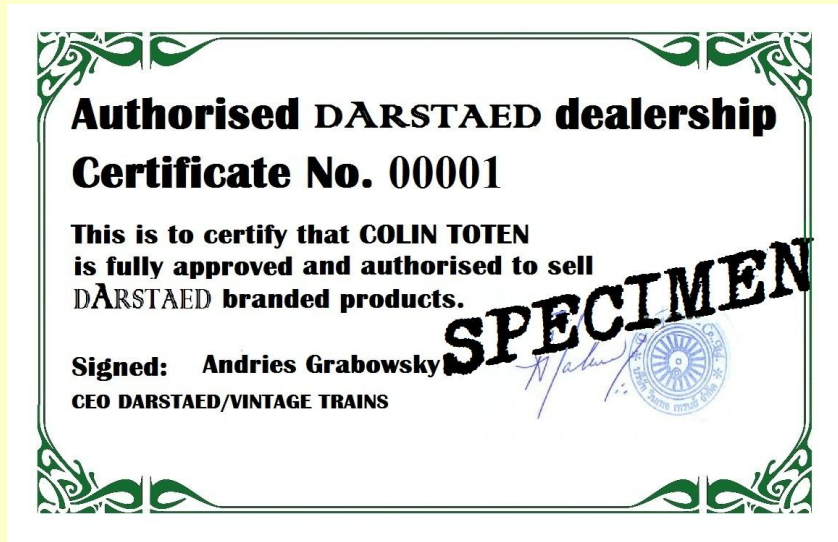
With all this in mind, it has been decided to help you the customer have even more confidence in the distributor network. From now on any fully approved and authorised distributor of Darstaed Vintage Train products (or their agent) will have a certificate to displayed wherever you find them trading. Some might even wear a smaller version as badge.

So what does the certificate mean? Above anything else it means that the trader is known to Andries Grabowsky CEO of Darstaed Vintage Trains. There is a solid relationship between the two. The trader has built a good reputation in their dealings with Andries as he strives to supply them with their product requirements. The trader should also hold in stock sufficient spares to meet any given situation which might arise, or knows of a fellow distributor where such spares might be found.

The intention is not to undermine the work of others who might find themselves trading in particularly second hand Darstaed products, but rather to enable you the enthusiast/customer to know where you can find a truly reliable service – look for the certificates. For information Darstaed's Chris Reeve holds Certificate No. 007 making him: 'licensed to sell'. Hopefully next month we might have Chris introducing himself to a wider audience.

If you are interested in becoming an approved Darstaed Vintage distributor, get in touch for more details. upton@darstaed.com






The Darstaed 0-6-0 Pannier Tank range

Important announcement

Darstaed regret to have to announce that they can no longer continue to absorb the rising costs of raw materials and printing and that from 1st September the price of the NC Suburban Coach sets will have to rise from £325 to £345 + p+p per set of five. Likewise, the retail price of the Jinty and Pannier Tank engines (NB: does NOT apply to the NCB liveried Pannier) will also have to be increased to £295 - £325 from 1st September.



Non Corridor Suburban Coach stock.



Q

I hope the B12 will include Royal Blue livery and of a shade dark enough to match the old postcards of them. Regards John

A

Dear John, Thank you, I know you as a GER aficionado and the only owner of our J19 in GER livery. I am not sure about a "shade dark enough" as we usually follow prototypical practice instead of old postcards. Regardless I hope you will be pleased with the results. Cheers, Andries

Within Darstaed, distributor Chris Reeve oversees livery research and in response to John's comments has this to say:

I collect old coloured railway postcards and have most of the GER images, so can say with certainty that the blue that is usually portrayed is somewhat lighter than 'real' GER blue - thank goodness - otherwise, they would look almost black. Much the same problem arises when painting scale models in the exact real shades. So the correct answer is actually yes, the blue we use will much more closely resemble 'postcard' GER blue than the very dark prototypical colour - and will be the better for it - look at all our existing blue locos - all lighter than the originals and so far not a single complaint, as far as I'm concerned! The principle of lightening dark colours (and sometimes toning down lighter colours) is an accepted - and essential - practice for scale models - those who slavishly use 'real' colours on their models sometimes wonder why they just look plain wrong - but it can be a sensitive subject!

Q

*Hi - thanks for the latest newsletter and news on developments. Whilst it is great that there are plans for many more locos I am puzzled as to why so many have been done before. What I have long been looking for is a heavy freight loco to haul all my wagons. Being an LNWR LMS fan I would love to have an LNWR 'Super D', ok the livery choice is a little restricted but the number range is not and nor the detail variations that are possible. Then there is a Stanier 8F with more livery choices including WD and with detail changes there is even a Turkish option as well. My 'trusty' Lima 4F is long due for replacement. So when can we see the freight being addressed?
Regards*

Tony


In a second email Tony continues: I understand the point of policy, but why we repeat so many LNER Pacific's is beyond me..... Plus the Corgi Scot / Patriot makes the Jubilee a strange choice. But I look forward to the Black Five.

I am an LMS man but there is need for more diversity and I would also consider Sr Lord Nelson, King Arthur, GW 28xx, 56xx, LNER O2, BR Britannia, 264T, Standard 5, 9F as having considerably more potential than yet another A3/A4.

I would also consider an inside cylinder 440 with so many options available as being a good bet. But then that is just my opinion. Tony

A

Dear Tony, Thank you for your mail. Freight will be attended to shortly,
Cheers, Andries



Other Product News.

We've decided to share the efforts of another model train enthusiast with you – those of Allister Hughes, who has created the unique to him Rolling Road. It transpires the very first RR he made was sold to Darstaed distributor Bruce Coleman who's had it a couple of years now and who says of it:

I bought mine so that I could test run my loco stock on the bench, and that's what I still do. I don't use the sound at all except to show visitors, but all the other buyers that I have heard about want the sound effects. That's the big attraction of the current model but in practice Allister could do anything you want, he is a bespoke producer. My RR sits on my work bench and I test out the new arrivals. Bruce

For anyone unaware of what the Rolling Road is, this picture and the following article by Allister should make everything clear.



The Rolling Roads Roll On

“Since first introduced to the market in November 2010, our Rolling Road’s have undergone various changes to meet customer requirements and in our efforts to create a wider appeal to collectors worldwide plus being suitable for both 2 & 3 rail loco’s.

All units are Hand Made to order and are now available in both (O) and (OO) Gauge’s either as very basic unit’s with a minimum of components or as a complete basic electronic unit with the option of being fitted with a selection of, extra’s or all of the available extra’s.

The first change we made to the unit was to replace the mains transformer and associated components with a all electronic power supply suitable for connection to a mains supply of between 110v & 240v AC at a frequency of 50hz to 60hz, this making them suitable for use in the UK, Europe, South America, USA, Canada, Australia, South Africa, Europe, India, The Far East, Japan etc.

This was then followed by making provision for adding additional sound effect modules up to a maximum of 10 such as a Station Announcement of one’s choice with male or female voice, Guards Whistle, Fireman Shovelling Coal, Driving Cab Talk plus additional Locomotive Whistle’s all within a individual 10 second maximum duration time window and providing the effect is within our frequently updated sound library.

We now also offer other optional extra’s such as a Perspex Top Cover in addition to there being a choice of three types of Front Panel Meter’s from Square to Rectangular to Circular.

We have also made available an optional Front Panel LED Light Bar Dimmer Control to adjust the brightness of the loco wheel / valve gear illumination, this facility having been requested to match ambient lighting when the unit is operated within lit display cabinet’s etc.

The optional LED Light Bar has proved a great feature, most finding it spell binding as one can truly appreciate the intricacies of wheel / valve gear motion across the entire speed range in addition to being of great assistance in spotting problems associated with the running gear.

Finally we have developed a Hand Held Remote Control Unit which provides Speed Control, Direction Switch with LED's and a Sound Effect Activation Switch to operate Whistle's etc, the unit plugging into the rear of the Rolling Road via a 3mtr cable with optional length's of up to 6mtr." Continued below.



The basic version Rolling Road



With LED light bar in use.


Rolling Road Basic Features:

- ✓ Mains Input: 110v to 240v ac @ 50hz to 60hz.
- ✓ Power Switch, Direction Switch, Sound Effect Selector Switch, Sound Effect Activation Switch, 2 Rail / 3 Rail Selector Switch.
- ✓ Speed Potentiometer, Chuffer Sync Potentiometer, Volume Potentiometer, Treble Potentiometer, Bass Potentiometer.
- ✓ Built in Amplifier with Speaker.
- ✓ Single Sound Effect Module of one's choice from our Sound Library.
- ✓ CPU Cooling Fan with Heat Sink for Speed Controller & Power Supply.
- ✓ Volt and Amp Meter's.
- ✓ Track Supply 0 – 20v @ 3A Variable (O Gauge) 0 – 13v @ 3A Variable (OO Gauge).
- ✓ Set of 4 Dual Roller Bearing Block's.
- ✓ Rear Connector (Push Type) for track feed to external layout or is used as a external train controller input connector for the very basic Rolling Road unit's.
- ✓ Rear Audio Output Connector for feed to External Amplifier / Hi Fi etc.
- ✓ Atlas 3 Rail Track (O Gauge), Peco Track (OO Gauge Modified with 3rd Rail).
- ✓ Mains IEC 3 Pin Input Socket with supporting Mains Lead.
- ✓ Boxed complete with instructions.

For more information visit Allister's website: <http://www.therollingroad.net/>

Allister's email: therollingroad@googlemail.com

View on Youtube: <http://www.youtube.com/watch?v=6mryEimU4YM>



MIDLANDS: **Authorised distributor** COLIN TOTEN www.raylo.co.uk
email: colin@bhvccc.co.uk Tel: 01582 873460 *Colin is happy to bring your purchase to any toy fair or exhibition he attends for you to collect in person or alternatively by post or courier as required.*

CURRENT STOCK SITUATION: All the Jinty's except No. 4 (16601) and No. 25 (National Coal Board running numbers). All of the Pannier's except No. 8 (5755) and No. 11 (NCB 7754). At this moment in time I have stock of **all** Darstaed products produced to date including the Brighton Belle sets (**2 only left**) with the exception of sets of GWR Clerestory roof suburban coaches of which I have a few singles only. The three Raylo exclusive advertising vans are due to arrive in August also the first 6 other vans, the balance of liveries in August/September, information from Rob Horton only: enquiries@wessextransfers.com

LONDON & SOUTH: **Authorised distributor** BRUCE COLEMAN www.wonershtrains.com
email: brelcol@talktalk.net Tel/Fax 01483 892373 (South East)

NORTH & SCOTLAND: **Authorised distributor** CHRIS REEVE Tel: 01557 860080 email: chrisreeve@sky.com *Chris regularly visits HRCA meetings and other events in Scotland and the Borders with an extensive display of all available products.*

CURRENT STOCK SITUATION: Most LMS Jinties in stock, including maroon nos. 4 & 7 but very few BR. All 2-6-2s still available (except LNWR & LBSCR) but one or two only in most liveries. I have most NC coaches including a special offer on the last remaining slight seconds of LSWR - *almost perfect!*



U.S.A. & CANADA: **Authorised distributor** JOHN HOOVER of TRAINS-HOOVER
1064, CRYSTAL BOWL CIRCLE, CASSELBERRY, FL 32707 www.trainshoover.com email: trainshoover@gmail.com



AUSTRALIA: **Authorised distributor** DAVE ALLEN 'THE O GAUGE GUY'
www.theogaugeguy.com email: dave@theogaugeguy.com


TASMANIA, AUSTRALIA: Authorised distributor of the HORTON/DARSTAED ADVAN SERIES & WAGONS: ROB HORTON of WESSEX TRANSFERS. www.wessextransfers.com email: enquiries@wessextransfers.com Phone: +61 (0)3 6229 8852 Mobile: 0459 423 126

CONTINENTAL EUROPE: Authorised distributor HERR FRANK ELZE
MBW Spur 0 Modellbahnwerstatt email: Modellbahnwerkstatt@arcor.de
Tel & Fax: +49-208-30-18-814 Mobile: +49-178-656-2556 Website: www.MBW-Spur-0.de

Please note. Darstaed currently has seven listed authorised dealerships/agents, worldwide. Anyone else trading new Darstaed branded products is doing so without company authorisation and as such the company can make no assurance concerning the quality of service or the stock levels maintained by whoever that trader might be.

KEEPING IN TOUCH.

Copies of these e-newsletters are freely available from me at the following address:
upton@darstaed.com



Editor David Upton takes time out from train running and filming on the garden layout, numerous clips of which can be seen on my channel entitled very simply: A Model Railway in the Garden <http://www.youtube.com/user/ARKWIRGHTIS?feature=mhee>

THE TIN PLATE FORUM (ALL MAKES) Why not take a look at the forum site which now has numerous discussions under its belt, technical tips and ready advice from like minded enthusiasts: <http://www.spoornul.nl/tpforum/>

COMING NEXT MONTH.

More of the Tornado story. Product Updates, the Horton/Darstaed Advans. Meet another member of the team and still much more!



Based on an original photograph supplied by railway photographer Les Nixon

**DARSTAED VINTAGE TRAINS
BRINGING MODEL RAILWAYS ALIVE!**

www.darstaed.com

