

# DARSTAED VINTAGE TRAINS

## MAKING MODEL RAILWAYS COME ALIVE!

e-NEWSLETTER No. 8. MAY 2012

Welcome to this the first Darstaed e-newsletter as edited by David Upton.

I'm sure one of the first questions any reader of this will want to know will be: who is the editor David Upton, so please forgive me if I take a few lines to introduce and explain.

Andries Grabowsky and I first came into email contact with one another at a time when I was acting as the newly created ACE Trains Owners Club Forum Moderator, where sadly Andries presence was not at all appreciated and it fell to me to try and prevent him from participating in any of the discussions taking place at that time. It took me a little while, but I came to understand that in fact it had been Andries who had actually created the astonishing locomotive models I was so captivated by at that time namely the ACE Trains A3 and A4.

Andries accepted that refraining from using the ATOC Forum was for the greater good but the two of us continued to keep in contact, even more so when I presented him with an image of the wonderful Darstaed 2-6-2T.

DARSTAED  
Trains de Luxe  
THE 262 TANK HAS ARRIVED

£325. Most of the 17+ liveries now available.

All new gearbox with bevel drive to all 6 driving wheels.  
Superb adhesion, weighs 4 lbs. Runs on all makes of track. 20v DC motor. On/Off switch.  
www.darstaed.com

See your Darstaed agent for further information.

LONDON & SOUTH EAST	SOUTH WEST	MIDLANDS	NORTH & SCOTLAND	WALES & WEST
www.darstaed.com Bruce Colwell 01483 892373	www.darstaed.com Maurice Pilling 01929 421673	www.darstaed.com Celia Jones 01582 873460	darstaed.com Chris Bacon 01557 860080	www.darstaed.com Mike Coon 01984 632466

No one was more surprised than me to see me creating such a picture on my computer, but somehow I did and it soon became apparent I had found something I could do to help promote these marvellous models. Other pictures would follow, but the main point is that Andries and I kept in touch. When a few weeks ago Andries suggested I try and help the company with PR and

advertising, I hardly gave it a thought assuming he was humouring me, but when the next morning I found an email putting the suggestion in writing, I realised I had reached something of a crossroads in my life. Which way should I go? Clearly I decided to give it a go and so here I am now penning this!

My only qualification to undertake this role is enthusiasm. I served for 30yrs in the police service and retired five years ago at which point my wife made it clear I could not put my feet up and indeed I finished my last shift at 10:00pm only to be awoken by the alarm clock the following morning so I could join her in helping to run our village shop business which we had taken on some four years prior to my retirement. This shop is situated in The Peak District National Park so we have much to be thankful for, but what with running this seven day a week business and now latterly producing e-newsletters for Andries, I seem to get less and less time to run the trains, which many of you may well have seen already on YouTube: <http://www.youtube.com/user/ARKWIRGHTIS>.

That's enough about me, so first of all what is Darstaed/Vintage?

In its most basic form, Darstaed/Vintage is Andries Grabowsky; a man passionate about model trains of all types, so much so he creates and actually makes them and as you'll hopefully see, this is no mean feat. It should also be understood that Andries is greatly assisted by others in this endeavour that collectively make up the Darstaed Team, about whom we will certainly find out more in due course.

Andries owns the trade brand Darstaed which since 1966 has been a highly respected model train company in its own right, and today he specialises in the manufacture of 3 rail coarse scale O gauge, made very much in the spirit of such great makers as Hornby, Bassett Lowke and Marklin amongst others. He does this with the aid of his engineer Vijay about whom we will hopefully find out more in future e-newsletters.

So for the benefit of enthusiasts who perhaps have only recently discovered the wonders of 3 rail coarse scale and Darstaed – just what is 'coarse scale'?

Here in the UK, railway modelling divides into a number of camps, but possibly the most prominent O Gauge are 'fine scale' and 'coarse scale'. In the UK the scale is generally accepted as 1:43.5 or 7mm to the foot, with a track gauge of 32mm. Whereas 'fine scale' modellers will go to extraordinary lengths to achieve absolute attention to detail and between them will produce breathtakingly realistic model layouts, the coarse scaler takes an altogether more relaxed approach, however this no longer implies that the models are inaccurate as you will see when we further explore the workings of Darstaed in future e-newsletters.



**Darstaed LNER Teak Non Corridor coaching stock.**

This then is a very brief overview of who is compiling these e-newsletters, why and what Darstaed is about. I write briefly at this point because there is much to share with you, but rest assured further information will be forthcoming as we want the customer to be much more informed about what Darstaed are doing at this time and preparing to do in the future.



Darstaed Jinty in London Midland & Scottish (LMS) red

In an effort to keep customers much better informed about where any given product is in the production process, we have considered how we can demonstrate the process in a graphic so that you are being kept readily informed about developments. To this end, we have formulated the SEVEN STAGES of production of any model from start to putting them into the customer's hands.

**STAGE 1: CONCEPT & DESIGN.** In this initial phase, the concept and viability is widely considered within the Darstaed Team looking at all aspect of how the model might be produced. Which versions and liveries might be made available, whilst inviting customers to indicate their thoughts on the proposal.

**STAGE 2: PLANNING.** The production of drawings and costings in respect of tooling and parts required.

**STAGE 3: MOCK-UP SAMPLE & APPROVED LIVERY DRAWINGS.**

***IF AT THIS STAGE THERE IS INSUFFICIENT INTEREST WE WILL CONSIDER POSTPONING OR SHELIVING THE PROJECT. HOWEVER; IF THE PROJECT IS DEEMED TO HAVE SUFFICIENT SUPPORT AND VIABILITY, IT WILL BE GREEN FLAGGED THUS:***



***AT THIS POINT IN TIME, YOU THE CUSTOMER MAY FIND THE MODEL UNDER CONSTRUCTION WILL BECOME AVAILABLE AT A SPECIAL PRE-PRODUCTION PRICE.***

**STAGE 4: TOOLING UP.**


**STAGE 5: PRE-PRODUCTION SAMPLE READY AND BEING TESTED.** If all goes well distributors should shortly thereafter have a pre production model to show prospective customers.

**STAGE 6: PRODUCTION IN PROGRESS.**

**STAGE 7: AVAILABLE - RELEASE OF FINISHED MODEL & DELIVERY DATE CONFIRMED.**

But how can these SEVEN STAGES be visualised? Again we have given this thought and here are a couple of our graphic designs which should hopefully make the situation clear:

### CONCEPT & DESIGN



The above graphic represents a project that has just been initiated and in this instance the use of a Tank engine informs that a goods train project is involved, the locomotive representing STAGE 1 of the overall project.

In the below graphic the same project has now reached its conclusion with the product now dispatched from the factory and readily available with your distributors (STAGE 7; project 100% completed).



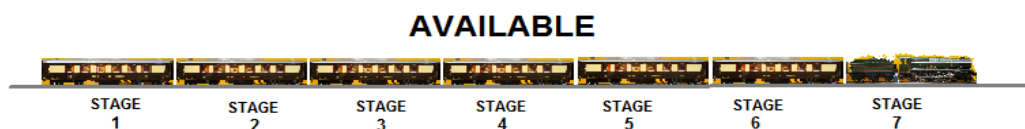
When it comes to a main line locomotive such as TORNADO, this is the type of graphic we will make use of:

### MOCK-UP SAMPLE & LIVERY DRAWINGS



Here the project has been commenced and has reached STAGE 3, a point whereby the project can be 'Green Flagged'; sufficient interest in the proposal has been indicated by our customers and so the project is now seriously under way.

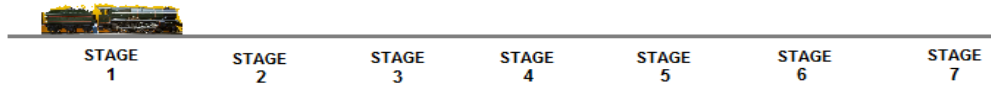
In the below graphic the project has been completed and the finished models are now dispatched from the factory and with your distributors.



So let's now apply these graphics to projects that are currently in existence.


**4-6-0 B17 FOOTBALL CLASS LOCOMOTIVE**

**CONCEPT & DESIGN**




**FRENCH 0-6-0 JINTY TANK ENGINES**

**CONCEPT & DESIGN**




**MINERAL WAGONS**

**CONCEPT & DESIGN**




**LMS PRINCESS CORONATION LOCOMOTIVE**

**PLANNING**




**LMS JUBILEE**

**PLANNING**




**LMS BLACK 5**

**PLANNING**




**0-6-0 PANNIER/JINTY TANK ENGINE 2 RAIL VERSION**

**PLANNING**



**SINGLE WHEELERS**

**PLANNING**



**6 WHEELER COACHES**

**TOOLING UP**



**MAIN-LINE CORRIDOR COACHES**

**TOOLING UP**



**ADDITIONAL NON-CORRIDOR COACHES**

**PRE-PRODUCTION SAMPLE READY**



**A1 PEPPERCORN & TORNADO LOCOMOTIVES**

**MOCK-UP SAMPLE & LIVERY DRAWINGS**



**A4 PACIFIC LOCOMOTIVES**

**MOCK-UP SAMPLE & LIVERY DRAWINGS**



**CASTLE CLASS LOCOMOTIVES**

**TOOLING UP**



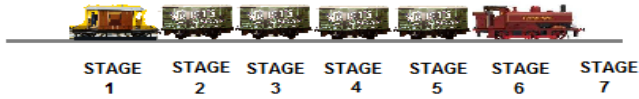
**HORTON/DARSTAED ADVANS**

**PRE-PRODUCTION SAMPLE READY**



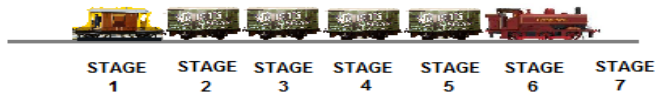
**0-6-0 PANNIER TANK ENGINES**

**PRODUCTION IN PROGRESS**



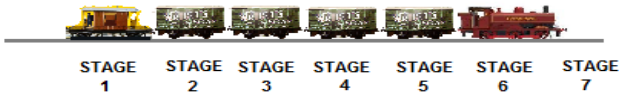
**0-6-0 PANNIER TANK ENGINE 2 RAIL VERSION**

**PRODUCTION IN PROGRESS**



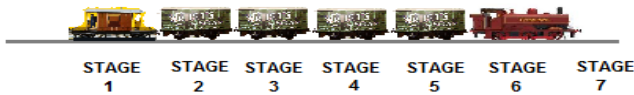
**0-6-0 JINTY TANK ENGINE 2 RAIL VERSION**

**PRODUCTION IN PROGRESS**



**0-6-0 (COLOURED) JINTY TANK ENGINES**

**PRODUCTION IN PROGRESS**



**NCB JINTY TANK ENGINE**

**MOCK-UP SAMPLE & LIVERY DRAWINGS**



**NCB PANNIER TANK ENGINE**

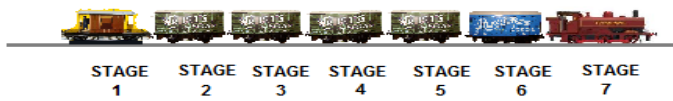
**MOCK-UP SAMPLE & LIVERY DRAWINGS**





## 0-6-0 (BLACK) JINTY TANK ENGINES

**AVAILABLE**



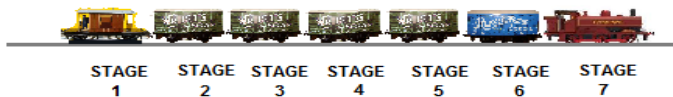
## 2-6-2T ENGINES

**AVAILABLE**



## 1<sup>ST</sup> SERIES ADVANS

**AVAILABLE**



So there you have the current state of play with the various models produced or being produced by Darstaed/Vintage at this time. As each project develops, the respective graphic will be updated accordingly in subsequent e-newsletters and on the company web-site.

It should be pointed out that any joint projects Andries has under way in association with any of his distributors will not form part of these published schedules.

The whole Darstaed Team sincerely hope this e-newsletter is informative and in some small way begins to give an insight into the complexities of bringing even the most basic of models into production and into the hands of you the customers.

Coming up next month we will endeavour to give you a better idea of just what goes into producing a locomotive like TORNADO, and hopefully put faces to some of the 'team'. You will also find the Darstaed/Vintage website will shortly be significantly updated. [www.darstaed.com](http://www.darstaed.com)

David Upton on behalf of **DARSTAED/VINTAGE**

# Making model railways come **ALIVE!**

You might find my Blog site of interest as there are numerous images to look at. You can find it here: <http://www.jcstudiosinc.com/BlogCategoryMain?catId=944> and when I get 5 minutes I might get to update it!

[upton@darstaed.com](mailto:upton@darstaed.com)